

COVID-19 Colorado Community Health Center Data Summary






This summary covers results for the Colorado Community health Centers (CHCs) that responded to the most recent BPHC COVID-19 survey. The data is not cumulative. Visit the sites linked below for different views as well as national and cumulative data.

Other helpful links:

- [National Summary for Grantees](#) and [Look-Alikes](#)
- [COVID-19 Testing Dashboard](#)
- [COVID-19 CHC Survey Maps](#)
- [Operational Capacity Dashboard](#)
- [Cumulative Vaccination Dashboard](#)

Since January 2021, Colorado CHCs have administered **672,947** vaccines to patients and community members.*

January 29 to February 11, 2022		February 12 to February 25, 2022
<i>14 of 20 CHCs responded</i>		<i>16 of 20 CHCs responded</i>
4,785 patients tested	Testing 	4,275 patients tested
767 patients tested positive		279 patients tested positive
15% of visits conducted virtually	Services 	14% of visits conducted virtually
50% of CHCs hosting mobile vans, pop-up clinics, or school-based clinics		38% of CHCs hosting mobile vans, pop-up clinics, or school-based clinics
86% of CHCs provide access to monoclonal antibody therapy directly or via referral		69% of CHCs provide access to monoclonal antibody therapy directly or via referral
36% of CHCs distributed test kits received through the HRSA Testing Supply Program		28% of CHCs distributed test kits received through the HRSA Testing Supply Program
21% of CHCs distributed oral antiviral medication via the HRSA Therapeutics Program		25% of CHCs distributed oral antiviral medication via the HRSA Therapeutics Program
3,522 patients initiated	Vaccines 	2,594 patients initiated
85% identify as racial and/or ethnic minorities		84% identify as racial and/or ethnic minorities
2,668 patients completed		2,004 patients completed
88% identify as racial and/or ethnic minorities		88% identify as racial and/or ethnic minorities
3,136 patients received a dose for an additional immunization series		2,289 patients received a dose for an additional immunization series
84% identify as racial and/or ethnic minorities		83% identify as racial and/or ethnic minorities
50% of CHCs reported vaccine confidence as a challenge		31% of CHCs reported vaccine confidence and having enough staff to administer the vaccine as challenges

* Number includes first and second doses and doses for additional immunization series