

COVID-19 Colorado Community Health Center Data Summary





This summary covers results for the Colorado Community health Centers (CHCs) that responded to the most recent BPHC COVID-19 survey. The data is not cumulative. Visit the sites linked below for different views as well as national and cumulative data.


Other helpful links:

- [National Summary for Grantees](#) and [Look-Alikes](#)
- [COVID-19 Testing Dashboard](#)
- [COVID-19 CHC Survey Maps](#)
- [Operational Capacity Dashboard](#)
- [Cumulative Vaccination Dashboard](#)

April 3 to 9, 2021		April 10 to 16, 2021
<i>20 of 20 CHCs responded</i>		<i>18 of 20 CHCs responded</i>

2,674 patients tested	Testing 	2,733 patients tested
226 patients tested positive		276 patients tested positive
6 staff tested positive		15 staff tested positive

99% of visits compared to pre-COVID	Operations 	96% of visits compared to pre-COVID
19% of visits conducted virtually		20% of visits conducted virtually
7 sites temporarily closed		6 sites temporarily closed
50% of CHCs hosting mobile vans or pop-up clinics		50% of CHCs hosting mobile vans or pop-up clinics
100% of CHCs have an adequate supply of personal protective equipment		100% of CHCs have an adequate supply of personal protective equipment

17,053 patients initiated	Vaccines 	18,410 patients initiated
61% identify as racial and/or ethnic minorities		66% identify as racial and/or ethnic minorities
19,008 patients completed		14,042 patients completed
53% identify as racial and/or ethnic minorities		53% identify as racial and/or ethnic minorities
179 staff initiated		116 staff initiated
189 staff completed		116 staff completed