

COVID-19 Colorado Community Health Center Data Summary




This summary covers results for the Colorado Community health Centers (CHCs) that responded to the most recent BPHC COVID-19 survey. The data is not cumulative. Visit the sites linked below for different views as well as national and cumulative data.

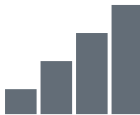
Other helpful links:

- [HRSA National Summary for Grantees](#) and [Look-Alikes](#)
 - [HRSA COVID-19 Testing Dashboard](#)
 - [HRSA COVID-19 CHC Survey Maps](#)
- [HRSA COVID-19 Operational Capacity Dashboard](#)


December 19 – 25, 2020
17 of 20 CHCs responded

December 26, 2020 – January 1, 2021
16 of 20 CHCs responded

<p>100% offered testing</p> <p>82% with drive-up testing*</p> <p>65% of test results took more than two days to be returned</p>	<p>Testing Capacity</p> 	<p>100% offered testing</p> <p>75% with drive-up testing*</p> <p>63% of test results took more than two days to be returned</p>
--	--	--

<p>3,636 patients tested at CHCs**</p> <p>50% racial or ethnic minorities</p> <p>627 patients tested positive**</p> <p>60% racial or ethnic minorities</p> <p>45 staff tested positive</p> <p>4% unable to work</p>	<p>Test Results</p> 	<p>3,552 patients tested at CHCs**</p> <p>50% racial or ethnic minorities</p> <p>612 patients tested positive**</p> <p>55% racial or ethnic minorities</p> <p>60 staff tested positive</p> <p>3% unable to work</p>
---	--	---

<p>72% of weekly visits compared to pre-COVID</p> <p>25% of visits conducted virtually</p> <p>11 sites temporarily closed</p>	<p>Sites and Services</p> 	<p>80% of weekly visits compared to pre-COVID</p> <p>31% of visits conducted virtually</p> <p>11 sites temporarily closed</p>
--	--	--

<p>Percent of CHCs with supply challenges for:</p> <p>Surgical Masks – 29%</p> <p>N95/PPR Masks – 41%</p> <p>Gowns – 29%</p> <p>Gloves – 59%</p> <p>Face Masks/Goggles – 29%</p>	<p>PPE Supply</p> 	<p>Percent of CHCs with supply challenges for:</p> <p>Surgical Masks – 38%</p> <p>N95/PPR Masks – 56%</p> <p>Gowns – 44%</p> <p>Gloves – 63%</p> <p>Face Masks/Goggles – 38%</p>
---	--	---

*of CHCs with testing available **includes both virus and antibody detection